

# PULSARS AND HIGH DENSITY PHYSICS

Nobel Lecture, December 12, 1974

by

**ANTONY HEWISH**

University of Cambridge, Cavendish Laboratory, Cambridge, England

## DISCOVERY OF PULSARS

The trail which ultimately led to the first pulsar began in 1948 when I joined Ryle's small research team and became interested in the general problem of the propagation of radiation through irregular transparent media. We are all familiar with the twinkling of visible stars and my task was to understand why radio stars also twinkled. I was fortunate to have been taught by Ratcliffe, who first showed me the power of Fourier techniques in dealing with such diffraction phenomena. By a modest extension of existing theory I was able to show that our radio stars twinkled because of plasma clouds in the ionosphere at heights around 300 km, and I was also able to measure the speed of ionospheric winds in this region (1).

My fascination in using extra-terrestrial radio sources for studying the intervening plasma next brought me to the solar corona. From observations of the angular scattering of radiation passing through the corona, using simple radio interferometers, I was eventually able to trace the solar atmosphere out to one half the radius of the Earth's orbit (2).

In my notebook for 1954 there is a comment that, if radio sources were of small enough angular size, they would illuminate the solar atmosphere with sufficient coherence to produce interference patterns at the Earth which would be detectable as a very rapid fluctuation of intensity. Unfortunately the information then available showed that the few sources known were more than one hundred times too large to produce this effect, and I did not pursue the idea. This was sad because the phenomenon was discovered by chance, about eight years later, by Margaret Clarke long after I had forgotten all about my comment. She was involved with a survey of radio sources at Cambridge and noticed that three particular sources showed variations of intensity. She pointed out that two of the sources were known to have angular sizes of less than  $2''$  and estimated that a scintillation mechanism required plasma irregularities at distances of thousands of km but she concluded that the fluctuations were an unsolved mystery (3). During a group discussion I suddenly remembered my earlier conclusion and realised that, if the radio sources subtended an angle of less than  $1''$ , they might show the predicted intensity scintillation caused by plasma clouds in the interplanetary medium. With the assistance of Scott and Collins special observations of 3C 48 and other quasi-stellar radio sources were made and the scintillation phenomenon was immediately confirmed (4).

Since interplanetary scintillation, as we called this new effect, could be

detected in any direction in space I used it to study the solar wind, which had by then been discovered by space probes launched into orbits far beyond the magnetosphere. It was interesting to track the interplanetary diffraction patterns as they raced across England at speeds in excess of  $300 \text{ km s}^{-1}$ , and to sample the behaviour of the solar wind far outside the plane of the ecliptic where spacecraft have yet to venture (5).

The scintillation technique also provided an extremely simple and useful means of showing which radio sources had angular sizes in the range  $0''.1$ - $1''.0$ . The first really unusual source to be uncovered by this method turned up in 1965 when, with my student Okoye, I was studying radio emission from the Crab Nebula. We found a prominent scintillating component within the nebula which was far too small to be explained by conventional synchrotron radiation and we suggested that this might be the remains of the original star which had exploded and which still showed activity in the form of flare-type radio emission (6). This source later turned out to be none other than the famous Crab Nebula Pulsar.

In 1965 I drew up plans for a radio telescope with which I intended to carry out a large-scale survey of more than 1000 radio galaxies using interplanetary scintillation to provide high angular resolution. To achieve the required sensitivity it was necessary to cover an area of  $18,000 \text{ m}^2$  and, because scintillation due to plasmas is most pronounced at long wavelengths, I used a wavelength of 3.7 m. The final design was an array containing 2048 dipole antennas. Later that year I was joined by a new graduate student, Jocelyn Bell, and she became responsible for the network of cables connecting the dipoles. The entire system was built with local effort and we relied heavily upon the willing assistance of many members of the Cambridge team.

The radio telescope was complete, and tested, by July 1967 and we immediately commenced a survey of the sky. Our method of utilising scintillation for the quantitative measurement of angular sizes demanded repeated observations so that every source could be studied at many different solar elongations. In fact we surveyed the entire range of accessible sky at intervals of one week. To maintain a continuous assessment of the survey we arranged to plot the positions of scintillating radio sources on a sky-chart, as each record was analysed, and to add points as the observations were repeated at weekly intervals. In this way genuine sources could be distinguished from electrical interference since the latter would be unlikely to recur with the same celestial coordinates. It is greatly to Jocelyn Bell's credit that she was able to keep up with the flow of paper from the four recorders.

One day around the middle of August 1967 Jocelyn showed me a record indicating fluctuating signals that could have been a faint source undergoing scintillation when observed in the antisolar direction. This was unusual since strong scintillation rarely occurs in this direction and we first thought that the signals might be electrical interference. So we continued the routine survey. By the end of September the source had been detected on several occasions, although it was not always present, and I suspected that we had located a flare star, perhaps similar to the M-type dwarfs under investigation by Lovell.

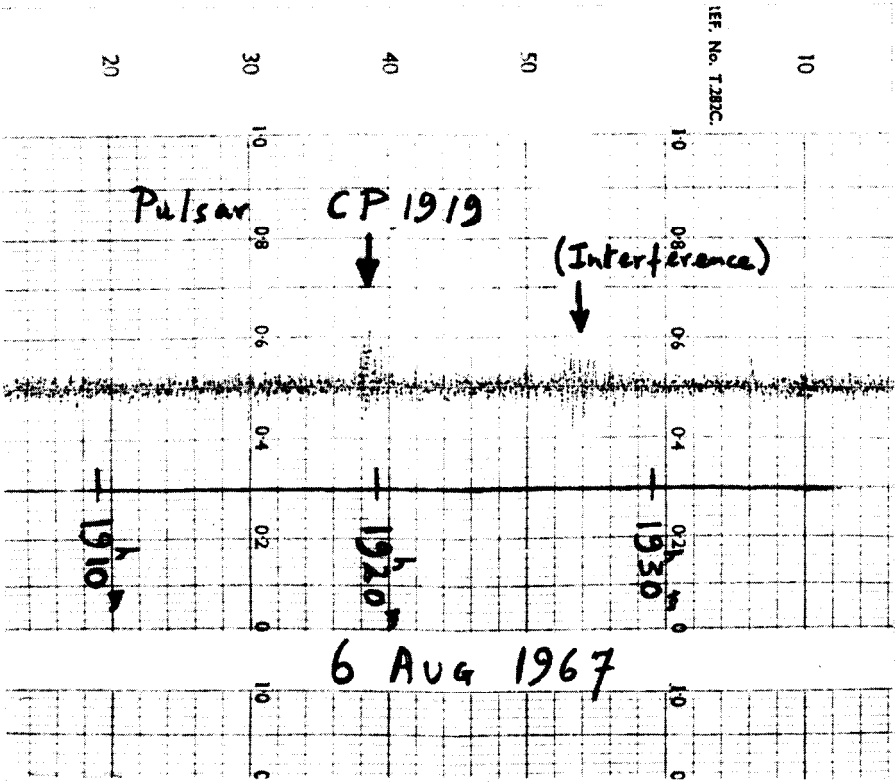


Fig. 1. The first signals from CP 1919.

But the source also exhibited apparent shifts of right ascension of up to 90 seconds which was evidence against a celestial origin. We installed a high-speed recorder to study the nature of the fluctuating signals but met with no success as the source intensity faded below our detection limit. During October

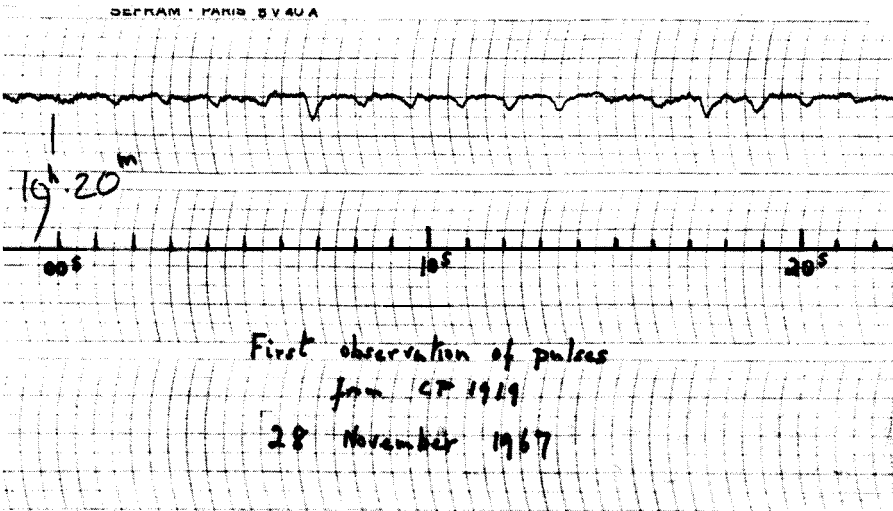


Fig. 2. The first indication of pulsed radio emission from CP 1919.

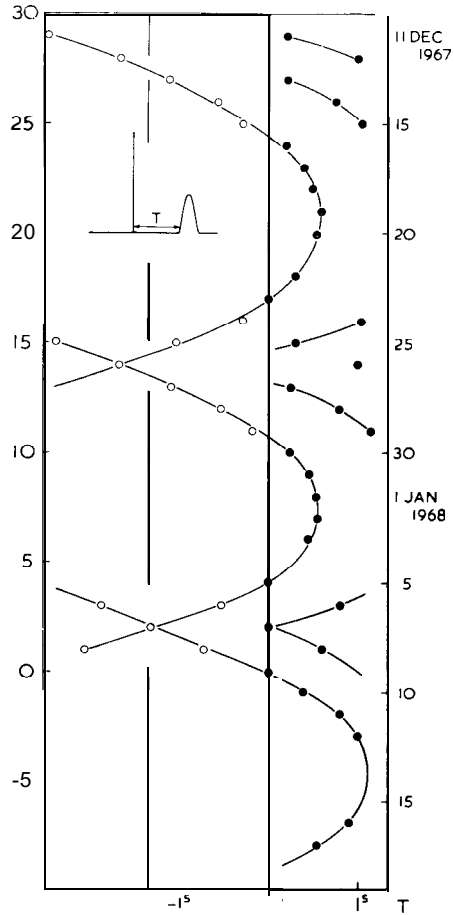


Fig. 3. Timing measurements showing Doppler shift due to the orbital motion of the Earth.

this recorder was required for pre-arranged observations of another source, 3C 273, to check certain aspects of scintillation theory, and it was not until November 28th that we obtained the first evidence that our mysterious source was emitting regular pulses of radiation at intervals of just greater than one second. I could not believe that any natural source would radiate in this fashion and I immediately consulted astronomical colleagues at other observatories to enquire whether they had any equipment in operation which might possibly generate electrical interference at a sidereal time near  $19^{\text{h}}19^{\text{m}}$ .

In early December the source increased in intensity and the pulses were clearly visible above the noise. Knowing that the signals were pulsed enabled me to ascertain their electrical phase and I reanalysed the routine survey records. This showed that the right ascension was constant. The apparent variations had been caused by the changing intensity of the source. Still sceptical, I arranged a device to display accurate time marks at one second intervals broadcast from the MSF Rugby time service and on December 11th began daily timing measurements. To my astonishment the readings fell in a regular pattern, to within the observational uncertainty of 0.1s, showing that the pulsed source kept time to better than 1 part in  $10^6$ . Meanwhile my col-

leagues Pilkington, and Scott and Collins, found by quite independent methods that the signal exhibited a rapidly sweeping frequency of about  $-5 \text{ MHz s}^{-1}$ . This showed that the duration of each pulse, at one particular radio frequency, was approximately 16 ms.

Having found no satisfactory terrestrial explanation for the pulses we now began to believe that they could only be generated by some source far beyond the solar system, and the short duration of each pulse suggested that the radiator could not be larger than a small planet. We had to face the possibility that the signals were, indeed, generated on a planet circling some distant star, and that they were artificial. I knew that timing measurements, if continued for a few weeks, would reveal any orbital motion of the source as a Doppler shift, and I felt compelled to maintain a curtain of silence until this result was known with some certainty. Without doubt, those weeks in December 1967 were the most exciting in my life.

It turned out that the Doppler shift was precisely that due to the motion of the Earth alone, and we began to seek explanations involving dwarf stars, or the hypothetical neutron stars. My friends in the library at the optical observatory were surprised to see a radio astronomer taking so keen an interest in books on stellar evolution. I finally decided that the gravitational oscillation of an entire star provided a possible mechanism for explaining the periodic emission of radio pulses, and that the fundamental frequency obtainable from white dwarf stars was too low. I suggested that a higher order mode was needed in the case of a white dwarf, or that a neutron star of the lowest allowed density, vibrating in the fundamental mode, might give the required periodicity. We also estimated the distance of the source on the assumption that the frequency sweep was caused by pulse dispersion in the interstellar plasma, and obtained a value of 65 parsec, a typical stellar distance.

While I was preparing a coherent account of this rather hectic research, in January 1968, Jocelyn Bell was scrutinising all our sky-survey recordings with her typical persistence and diligence and she produced a list of possible additional pulsar positions. These were observed again for evidence of pulsed radiation and before submitting our paper for publication, on February 8th, we were confident that three additional pulsars existed although their parameters were then only crudely known. I well remember the morning when Jocelyn came into my room with a recording of a possible pulsar that she had made during the previous night at a right ascension  $09^{\text{h}}50^{\text{m}}$ . When we spread the chart over the floor and placed a metre rule against it a periodicity of 0.25s was just discernible. This was confirmed later when the receiver was adjusted to a narrower bandwidth, and the rapidity of this pulsar made explanations involving white dwarf stars increasingly difficult.

The months that followed the announcement (7) of our discovery were busy ones for observers and theoreticians alike, as radio telescopes all over the world turned towards the first pulsars and information flooded in at a phenomenal rate. It was Gold (8) who first suggested that the rotation of neutron stars provided the simplest and most flexible mechanism to explain the pulsar clock, and his prediction that the pulse period should increase with

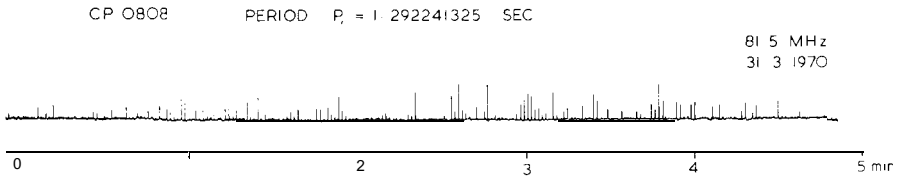


Fig. 4. Radiation from a typical pulsar.

time soon received dramatic confirmation with the discovery of the pulsar in the Crab Nebula (9, 10). Further impressive support for the neutron star hypothesis was the detection of pulsed light from the star which had previously been identified as the remnant of the original explosion. This, according to theories of stellar evolution, is precisely where a young neutron star should be created. Gold also showed that the loss of rotational energy, calculated from the increase of period for a neutron star model, was exactly that needed to power the observed synchrotron light from the nebula.

Now, in 1974, with more than 130 pulsars charted in the heavens, there is overwhelming evidence that the neutron star "lighthouse" model is correct. No other star could spin fast enough, without fragmenting, to account for the most rapid pulsars yet periods ranging from 33 ms to 3.5 s are readily accommodated by the rotation theory. At the same time there is unfortunately no satisfactory theory to account for the radio emission generated by these tiny stars which have radii of only 10 km.

#### HIGH DENSITY PHYSICS INSIDE NEUTRON STARS

The prediction that matter at the almost unimaginable density of  $10^{18} \text{ kg m}^{-3}$  might be formed under gravitational compression inside stars was first made by Baade and Zwicky (11) in 1934, soon after Chadwick's discovery of the neutron. At this density only a small fraction of the original protons and electrons could exist and matter would consist predominantly of neutrons. It is the degeneracy pressure arising from the neutrons, which obey Fermi statistics, that balances further gravitational compression, although finally the Fermi energy becomes relativistic and further gravitational collapse ensues. Since complex nuclei are generated by nuclear fusion inside hot stars, where there is a large thermal pressure, the degenerate neutron state can only be found when fusion ceases and we deal with the cooling "ashes" of stellar evolution. The stars that give rise to neutron stars are more massive than the Sun, and it is believed that the formation of neutron stars is associated with supernova explosions.

Since the discovery of pulsars there has been great activity amongst solid-state physicists around the world because neutron matter, at any temperature less than about  $10^9 \text{ K}$ , behaves rather like ordinary matter close to the absolute zero of temperature. The generally agreed model of a neutron star consists of concentric shells with very different physical properties as reviewed by Ruderman (12).

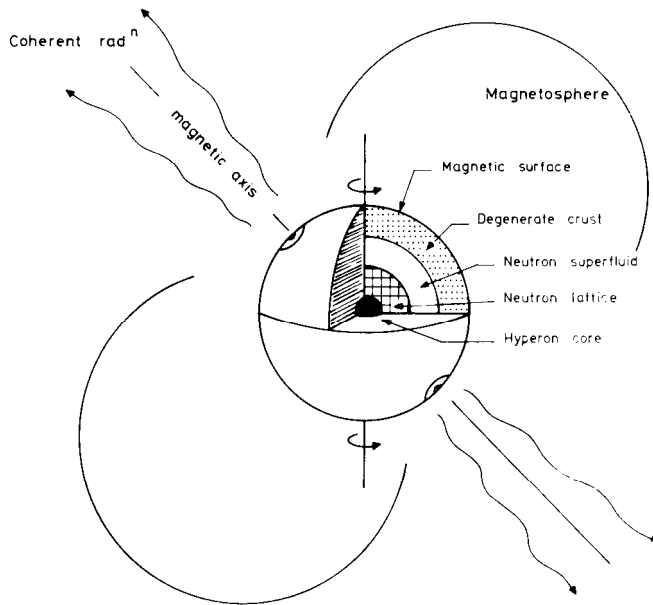


Fig. 5. Model of a neutron star.

At the surface of the star it is likely that there exists a shell of iron since  $^{56}\text{Fe}$  is the most stable nucleus. The atoms would be normal if no magnetic field were present. In astrophysics it is unwise to ignore magnetic phenomena and gravitational collapse following a supernova explosion probably compresses the original stellar magnetic flux to produce surface field strengths of  $10^8\text{T}$  or more. In fields of this magnitude the radius of gyration of electrons in atomic energy levels becomes smaller than the Bohr radius and the electronic wave functions adopt a cylindrical shape. It is far harder to ionize distorted atoms of this kind and this is of importance when considering the generation of a magnetosphere surrounding the neutron star.

Beneath the iron skin the increasing compression forces electrons into higher energy states until they are entirely freed from the positive nuclei. The unscreened nuclei then settle into a rigid lattice having a melting temperature of about  $10^9\text{K}$ . At greater depths the electron energies become relativistic and they begin to combine with protons in the nuclei, thus adding to the neutron population. This is the process of inverse  $\beta$  decay. At a sufficient depth nearly all the electrons and protons have disappeared and the nuclei have been converted to a sea of neutrons.

The energy gap for neutron pairing is of the order of several MeV, corresponding to a superfluid transition temperature of  $10^9$ - $10^{10}\text{K}$ , and since young neutron stars cool rapidly to temperatures below  $10^9\text{K}$ , the neutron sea is expected to behave like a quantum superfluid. The few remaining protons will similarly pair and enter a superconducting state, while the residual electrons will behave normally. The bulk motion of the neutron superfluid must be irrotational, but an effective solid body rotation can be simulated with a

distribution of quantised vortex lines containing a small fraction of normal fluid neutrons.

At yet deeper levels the neutron-neutron interaction may result in the creation of a solid neutron lattice, although this possibility is under debate, and finally there is the question of a material composed of stable hyperons.

Evidence that neutron stars do indeed have a structure similar to the predicted models has been obtained from extended timing observations of pulsars (13). These show that the systematic increase of period, corresponding to a steady loss of rotational energy from the spinning star, is sometimes interrupted by discontinuous changes. Most pulsars are observed to be slowing down on a typical timescale of  $10^6$ - $10^7$  years, although the most rapid pulsars, in the Crab and Vela supernovae, have timescales of only  $10^3$  and  $10^4$  years respectively. The discontinuities often show an abrupt decrease of period, followed by a recovery to a slightly reduced value with a characteristic relaxation time.

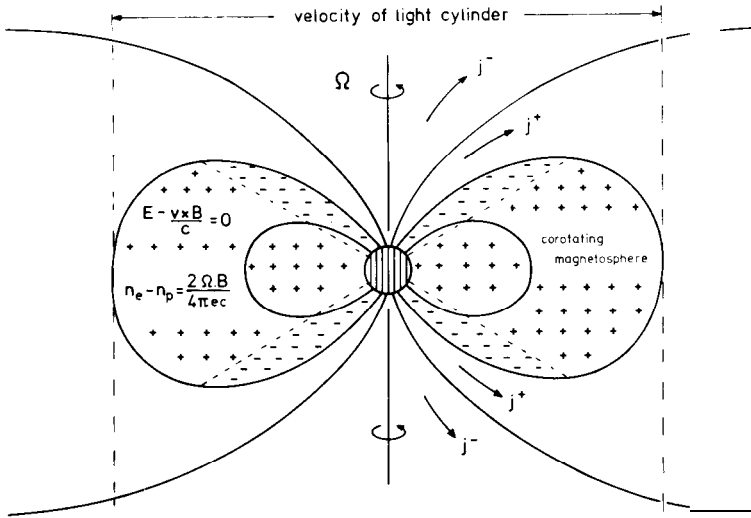
For the Crab pulsar this effect can be explained by a rigid crust-liquid core model. Young neutron stars are likely to be spinning rapidly at birth, with angular velocities up to  $10^4$  radian  $s^{-1}$ , and they will therefore have a spheroidal shape. As a star slows down it will tend to become less spheroidal and the rigid crust will fracture at irregular intervals as the increasing strain overcomes rigidity. When this occurs the crust will momentarily spin more rapidly, but later the increased angular momentum will be coupled into the fluid interior, where the bulk of the mass resides. The observed time constant for coupling is in good agreement with the superfluid model, and would be far smaller in the case of a normal fluid interior. It is remarkable that a crust shrinkage of only  $10 \mu\text{m}$  is sufficient to explain the period anomalies for the Crab pulsar. When similar reasoning is applied to the Vela pulsar, for which the anomalies are larger, it is found necessary to invoke a solid neutron lattice core in which strains imposed when the star was young are intermittently relaxed.

#### **PLASMA PHYSICS OUTSIDE NEUTRON STARS**

It is strange that there appears to be more understanding of the interior of neutron stars, than of their atmospheres wherein is generated the radiation which makes them detectable. Ginzburg and Zheleznyakov (14) have summarised the electrodynamic problems in detail. The model upon which theorists are concentrating most attention is that of an oblique magnetic rotator, in which the pulsar may be regarded as a dynamo, powered by the initial store of rotational kinetic energy, and converting this into radiation together with a flux of relativistic particles by means of the large magnetic field. The oblique rotator model was first considered by Pacini (15) before pulsars had been found, and it was Gold (8) who suggested that an extended corotating magnetosphere played a vital role.

Goldreich and Julian (16) showed that electrical forces arising from unipolar induction would be sufficient to drag charges from the stellar surface





**Fig. 6.** The neutron star magnetosphere for an aligned magnetic rotator.

and then distribute them in a corotating magnetosphere. It is not yet known whether such a distribution is stable, and the plasma differs from laboratory plasmas in that almost complete charge separation occurs. Inertial forces must dominate when the corotation velocity approaches  $c$ , and beyond the velocity of light cylinder the plasma breaks away to create a stellar wind. In such models the polar regions are believed to play a crucial role since particles can escape along 'open' field lines.

Within such an overall framework exists the ordered motion of the charges which generate the beamed radio waves that we observe, and also those regions which emit light and X-rays for the youngest pulsar in the Crab. The fascinating richness of the phenomena involving polarisation, pulse shapes, radio spectra, intensity variations, and complex secondary periodicities, must eventually provide vital evidence to resolve our present uncertainties. There is good reason to believe that the general outline is correct. Simple dynamics shows that the surface magnetic field strength  $B_0$  is proportional to  $\left(P \frac{dP}{dt}\right)_{/2\pi}$  where  $P$  is the pulsar period, and observations of many pulsars give  $B_0 \sim 10^8 \text{ T}$  when conventional neutron star models are assumed. Further evidence comes from pulsar ages which are approximately  $P \left(\frac{dP}{dt}\right)^{-1}$ .

Typical ages are  $10^6$ - $10^7$  years although  $10^3$  years is obtained for the Crab pulsar, in good agreement with the known age of the supernova.

## CONCLUSION

In outlining the physics of neutron stars, and my good fortune in stumbling upon them, I hope I have given some idea of the interest and rewards of

extending physics beyond the confines of laboratories. These are good times in which to be an astrophysicist. I am also deeply aware of my debt to all my colleagues in the Cavendish Laboratory. Firstly to Sir Martin Ryle for his unique flair in creating so congenial and stimulating a team in which to work. Secondly to Jocelyn Bell for the care, diligence and persistence that led to our discovery so early in the scintillation programme, and finally to my friends who contributed so generously in many aspects of the work.

## REFERENCES

1. Hewish, A., Proc. Roy. Soc. (London), 214, 494, (1952).
2. Hewish, A. and Wyndham, J. D., Mon. Not. R. astr. Soc., 126, 469, (1963).
3. Clarke, M. E., Ph.D. Thesis. Cambridge (1964).
4. Hewish, A., Scott, P. F. and Wills, D., Nature, 203, 1214, (1964).
5. Dennison, P. A. and Hewish, A., Nature, 213, 343, (1967).
6. Hewish, A. and Okoye, S. E., Nature, 207, 59, (1965).
7. Hewish, A., Bell, S. J., Pilkington, J. D. H., Scott, P. F. and Collins, R. A., Nature 217, 709, (1968).
8. Gold, T., Nature, 218, 731, (1968).
9. Staelin, D. H. and Reifstein, E. C., Science, 162, 1481, (1968).
10. Comella, J. M., Craft, H. D., Lovelace, R. V. E., Sutton, J. M. and Tyler, G. L., Nature, 221, 453, (1969).
11. Baade, W., and Zwicky, F., Proc. Nat. Acad. Sci. 20, 255, (1934).
12. Ruder-man, M., Ann. Rev. Astron. Astrophys., 20, 427, (1972).
13. Pines, D., Shaham, J., and Ruder-man, M., I.A.u.c Symposium No 53, (1973).
14. Ginzburg, V. L. and Zheleznyakov, V. V., Ann. Rev. Astron. Astrophys., 13, (1975) in press.
15. Pacini, F., Nature, 219, 145, (1968).
16. Goldreich, P. and Julian, W. H., Astrophys. J., 157, 869, (1969).